

### FEATURES

- The normally closed LPG valves are especially designed to meet the particular heavy duty requirements of LPG applications
- Dual flow execution, for use in prepaid systems
- Explosion proof operator, intended for use in potentially explosive areas, according to Directive ATEX 94/9/EC
- Easy electrical installation by means of the moulded-in supply cables, standard length of 2 meter
- ASCO Numatics components satisfy all relevant EC directives

### GENERAL

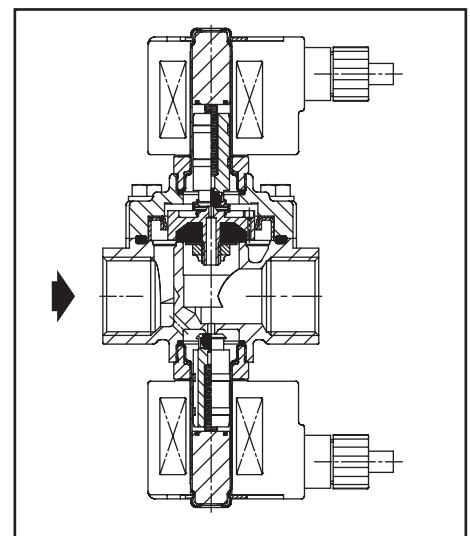
**Differential pressure** 0 - 25 bar [1 bar = 100kPa]  
**Ambient temperature range** -20 to +65°C (FPM execution)  
 -40 to +65°C (PTFE execution)

fluids (*)	temperature range (TS)	seal materials (*)
LPG / Liquid	-20 to +65°C	FPM (fluoroelastomer)
LPG / Liquid	-40 to +65°C	PTFE (**)

### MATERIALS IN CONTACT WITH FLUID

(\*) Ensure that the compatibility of the fluids in contact with the materials is verified  
 (\*\*) Specify suffix T behind catalogue number for the PTFE execution

**Body** Brass  
**Core tube** Stainless steel  
**Core and plugnut** Stainless steel  
**Core disc** FPM or PTFE  
**Rider ring** PTFE  
**Springs** Stainless steel



### ELECTRICAL CHARACTERISTICS

**Coil insulation class** F  
**Electrical safety** IEC 335  
**Standard voltages** DC (=) 24V - 48V;  
 AC (~): 24V - 48V - 115V - 230V / 50 Hz

prefix option	power ratings		operator ambient temperature range (TS)	safety code	electrical enclosure protection (EN 60529)	replacement coil		type <sup>(1)</sup>
	holding ~	hot/cold =				~	=	
	(W)	(W)				230V/50/60 Hz	24V/DC	
PV	10,5	-	-40 to +65	II 2 G Ex mb II T3	moulded IP67	(2)	(2)	01
(WS)EM	-	12,0 / 16,8	-40 to +40	II 2 G Ex e mb II T3	SS / moulded IP65	(2)	(2)	02
SC	10,5	12,0 / 16,8	-40 to +65	EN 60730	moulded IP65	400425-117	400625-142	03 & 04

<sup>(1)</sup> Refer to the dimensional drawings on page 22  
<sup>(2)</sup> Multiple coils kits available under ATEX, contact us  
 - Not available

### SPECIFICATIONS

pipe size	orifice size		flow coefficient Kv		operating pressure differential (bar)			prefix optional solenoids *						basic catalogue number		
	Low	High	Low	High	min	max. PS		NEMA 7&9	ATEX / IECEx				IP65			
						~	=		EF	NF	EM	PV			ZN	SC
G	(mm)	(mm)	(m³/h)	(l/min)	(m³/h)	(l/min)										
<b>NC - Normally closed</b>																
3/4	2,4	19	0,15	2,5	4,0	66,7	0	25	17	-	-	○	□	-	●	G291A321

● Available feature ○ Available feature in DC only □ Available feature in AC only  
 - Not available  
 \* For description of solenoids see pages 31-40

### ADDITIONAL OPTIONS

- Other explosionproof enclosures for use in zone 1/21-2/22, categories 2-3 to ATEX Directive 94/9/EC
- Explosionproof and watertight solenoids according to "NEMA" standards

### INSTALLATION

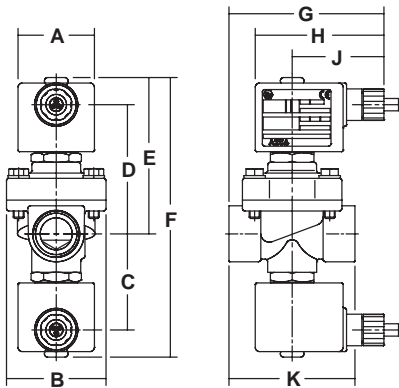
- The valves can be mounted in any position without affecting operation
- Pipe connection identifiers: G = pipe thread according to ISO 228/1
- Installation/maintenance instructions are included with each valve
- PV solenoids have a standard cable length of 2 meters. Other lengths in full meters are available on request

### DIMENSIONS (mm), WEIGHT (kg)



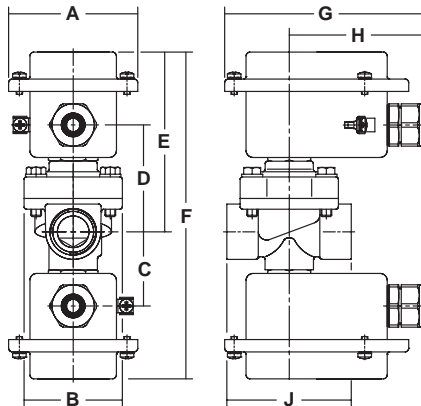
**TYPE 01**  
 Preâx "PV" Solenoid  
 Epoxy encapsulated  
 EN-IEC 60079-0, 60079-18, 61241-0, 61241-18  
 II 2 G/D Ex mb II / Ex mD  
 IP67

G291A321




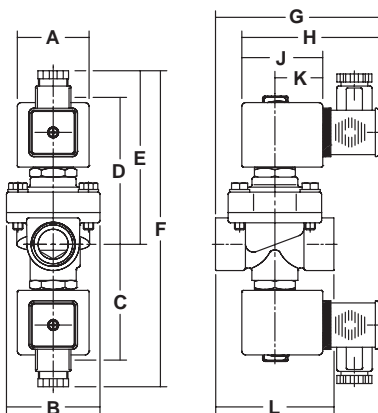
**TYPE 02**  
 Preâx "EM" and "WSEM" Solenoid  
 Zinc plated steel, epoxy coated (EM)  
 Stainless steel, AISI 316 (WSEM)  
 EN-IEC 60079-0, 60079-7, 60079-18, 61241-0, 61241-1  
 II 2 G/D Ex e mb II / Ex tD  
 IP67

G291A321



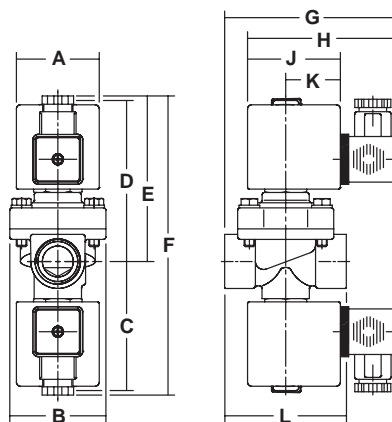
**TYPE 03**  
 Preâx "SC" Solenoid  
 Epoxy moulded  
 IEC 335 / ISO 4400  
 IP65

G291A321



**TYPE 04**  
 Preâx "SC" Solenoid  
 Epoxy moulded  
 IEC 335 / ISO 4400  
 IP65

G291A321



type	AC/DC	prefix option	catalogue number	spare parts kits	A	B	C	D	E	F	G	H	J	K	L	weight
01	~	PV	G291A321	PVC139678	45	58	56	75	91	163	90	75	54	73	-	1,7 Kg
02	=	(WS)EM	G291A321	EMC139679	76	58	44	63	106	193	120	82	73	-	-	2,1 Kg
03	~	SC	G291A321	C139678	45	58	72	91	108	196	102	85	50	30	73	1,5 Kg
04	=	SC	G291A321	C139679	50	58	78	97	100	181	105	91	56	33	73	1,9 Kg

X020GB-2009/RO - X020-05-020  
 Availability, design and specifications are subject to change without notice. All rights reserved.