

FEATURES

- The proportional petrol dispensing valves can handle a variable flow of petrol, proportional to the control signal. Frequently used for blending applications.
- The high quality polyphenylene sulfide piston guarantees a long operating life and a wide temperature range. Hydrocarbon resistant FPM seal for tight shut off
- Explosion proof operator, intended for use in potentially explosive areas, according to Directive ATEX 94/9/EC
- Easy electrical installation by means of the moulded-in supply cable, standard length of 2 meter
- ASCO Numatics components satisfy all relevant EC directives

GENERAL

Differential pressure 0,3 - 3,5 bar [1 bar = 100kPa]
Ambient temperature range -40 to +70°C

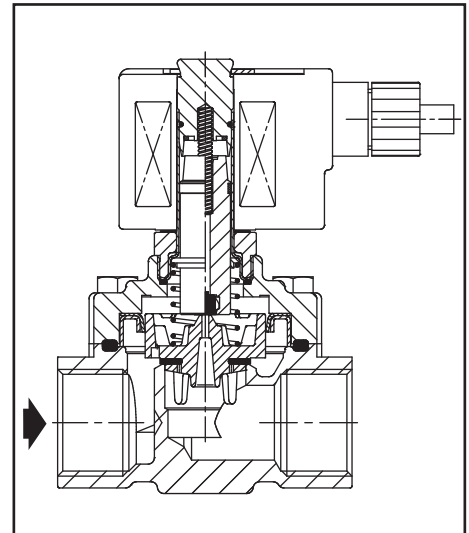
fluids (*)	temperature range (TS)	seal materials (*)
Petrol & Liquid fuels	-40 to +70°C	FPM (fluoroelastomer)



MATERIALS IN CONTACT WITH FLUID

(*) Ensure that the compatibility of the fluids in contact with the materials is verified

Body	Brass
Bonnet	Brass
Core tube	Stainless steel
Core and plugnut	Stainless steel
Core disc	FPM
Core guide	POM
Rider ring	PFTE
Springs	Stainless steel
Piston	PPS
Piston disc	FPM
Lip seal	PFTE
Piston support	Brass



ELECTRICAL CHARACTERISTICS

Coil insulation class F
Electrical safety IEC 335
Standard voltages DC (=) 24V - 48V

prefix option	power ratings		operator ambient temperature range (TS) (C°)	safety code	electrical enclosure protection (EN 60529)	replacement coil		type ⁽¹⁾
	holding ~ (W)	hot/cold = (W)				~	=	
	230V/50/60 Hz	24V/DC						
PV	-	9,0 / 11,2	-40 to +60	II 2 G Ex mb II T4	moulded IP67	-	(2)	01
SC	-	9,0 / 11,2	-40 to +55	EN 60730	moulded IP65	-	400425-142	02

⁽¹⁾ Refer to the dimensional drawings on page 16

⁽²⁾ Multiple coils kits available under ATEX, contact us
- Not available

SPECIFICATIONS

pipe size	orifice size (mm)	flow coefficient K _v (m ³ /h) (l/min)		operating pressure differential (bar) min max. PS =		prefix optional solenoids *						basic catalogue number
						NEMA 7&9	ATEX / IECEx				IP65	
							Ex d	Ex e mb	Ex mb	EEx nA		
G	(mm)	(m ³ /h)	(l/min)			EF	NF	EM	PV	ZN	SC	
NC - Normally closed												
3/4	20	3,9	65	0,3	3,5	-	-	-	●	-	●	G291A111

● Available feature
- Not available

* For description of solenoids see pages 31-40

ADDITIONAL OPTIONS

- Other explosionproof enclosures for use in zone 1/21-2/22, categories 2-3 to ATEX Directive 94/9/EC
- Explosionproof and watertight solenoids according to "NEMA" standards


INSTALLATION

- The valves can be mounted in any position without affecting operation
- Pipe connection identifiers: G = pipe thread according to ISO 228/1
- Installation/maintenance instructions are included with each valve
- PV solenoids have a standard cable length of 2 meters. Other lengths in full meters are available on request

DIMENSIONS (mm), WEIGHT (kg)



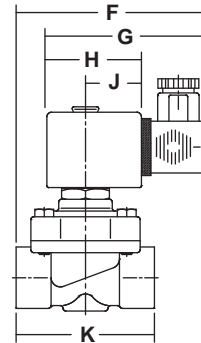
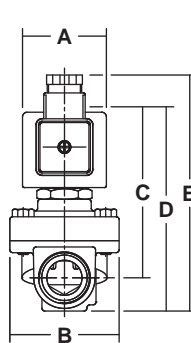
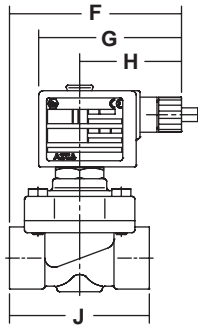

TYPE 01
 Preáx "PV" Solenoid
 Epoxy encapsulated
 EN-IEC 60079-0, 60079-18, 61241-0, 61241-18
 II 2 G/D Ex mb II / Ex mD
 IP67



TYPE 02
 Preáx "SC" Solenoid
 Epoxy moulded
 IEC 335 / ISO 4400
 IP65

G291A111

G291A111



type	AC/DC	prefix option	catalogue number	spare parts kits	A	B	C	D	E	F	G	H	J	K	weight
01	=	PV	G291A111	PVC117691	45	58	75	91	108	90	75	54	73	-	1,2 Kg
02	=	SC	G291A111	C117691	45	58	91	108	125	102	85	50	30	73	1,1 Kg