



GPSA™ Range - Process Control Actuators

Rotork Process Controls is pleased to announce a radically enriched control actuator, providing extensive Human Machine Interface (HMI) capabilities, while providing an explosionproof package.

To date process systems have needed additional control panels, cabling and extensive installation to provide a complete system.

No more. With GPSA™ it is all provided in one, integral package. A two line, 16 character display and non-intrusive rotary switches comprise the actuator's HMI. This provides a user access for viewing and modifying parameters and data feedback.

A feedback signal is provided via a 4-20 mA transmitter. Additional IO is also available in the standard package.

- High reliability for peace of mind and low cost of ownership.
- Mountable in any position to adapt to environment without additional costs.
- Diagnostics for trouble free performance.
- Rugged construction for lasting reliability in the toughest conditions.

Features:

- Manual & Electrical Local Controls.
- Non-Intrusive Setup.
- Integral Process Controller.
- Local Position & Diagnostics Display.

HART™
COMMUNICATION PROTOCOL

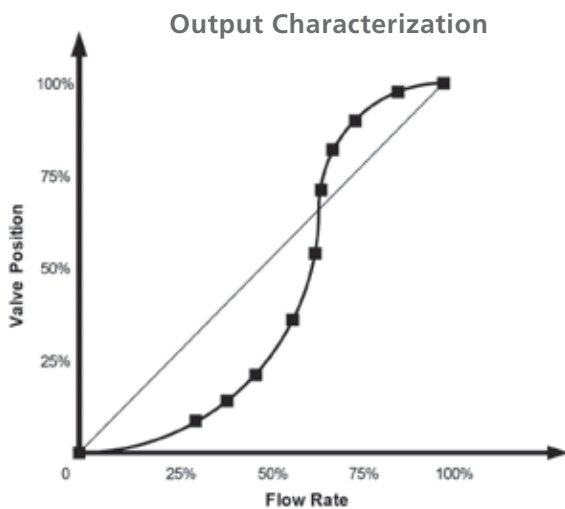


GPSA™ Series

Cost saving by elimination

By integrating the local controls & process controller into the body of the GPSA™, Rotork has eliminated two major cost items as well as reducing conduit, wire, termination and labour costs.

Programable output characterization to compensate for valve characteristics.



Manual Pushbutton Station



Actuator




Process Controller

Significant Cost Savings

- Eliminate pushbutton station HMI.
- Eliminate PLC.
- Eliminate housings.
- Reduce terminations and conduit.
- Reduce space envelope.
- Improve installation, start-up time and cost.
- Enhanced maintenance and diagnostics.

Specifications

- **Linear:** Stroke distance up to 1.375" (35 mm).
- **Linear:** Thrust range up to 200 lbf (890 N).
- **Rotary:** Rotation 90° to 20 turns.
- **Rotary:** Torque range up to 350 lbf-in (40 Nm).
- Continuous unrestricted modulating duty.
- Integral PI (Proportional & Integral) control.
- Adjustable speed.
- Output characterization.
- Password protection.
- Non-intrusive setup and calibration.
- Manual override standard.
- HART, Profibus & Foundation Fieldbus available.
- Automatic torque and thrust limiting.
- Self-locking drive system to hold in last position and prevent backdriving up to thrust or torque rating.
- AC input power (120/240 Single-Phase).
- Temperature range from -4 to 150 °F (-20 to 65 °C).

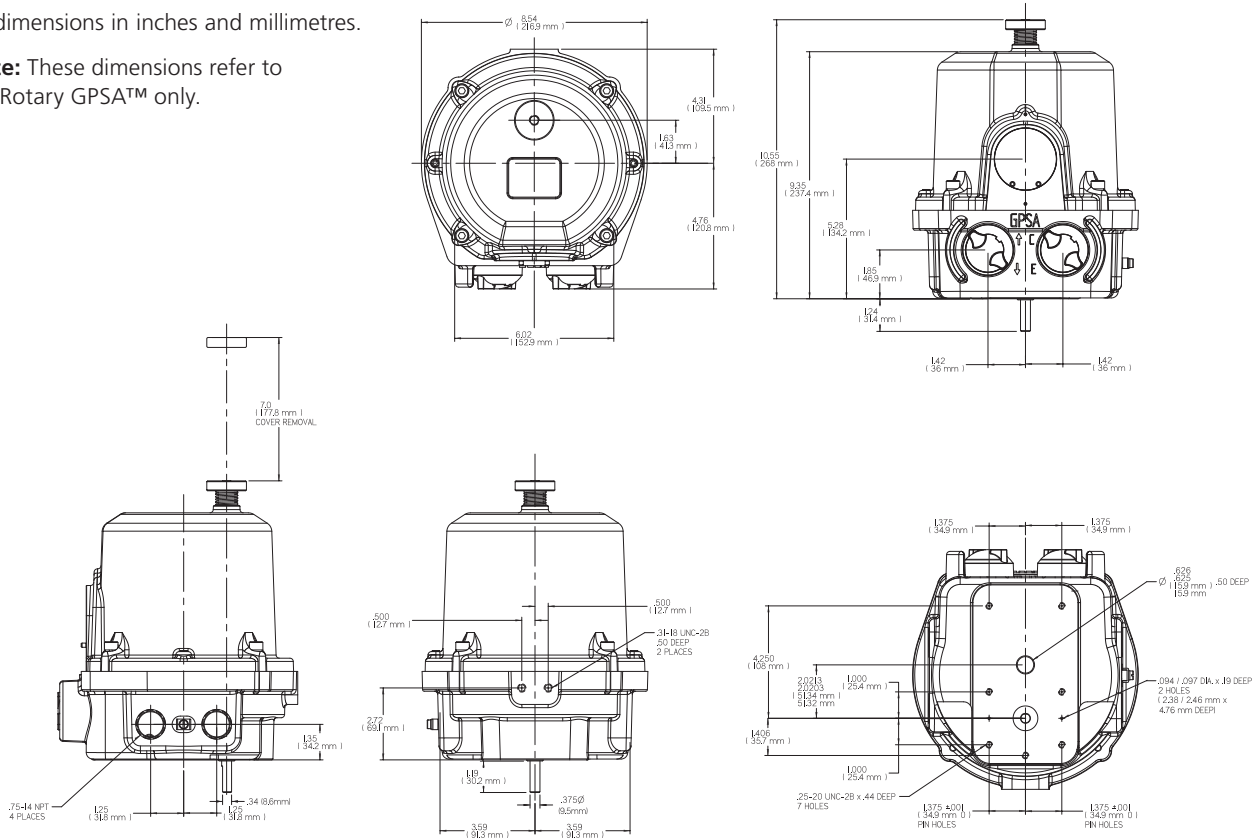


GPSA™ Actuator

GPSA™ Rotary dimensions

All dimensions in inches and millimetres.

Note: These dimensions refer to the Rotary GPSA™ only.



These dimensions are subject to change without notice and should not be used for preparation of drawings or fabrication of installation mounting. For current installation manuals and other product information, see www.rotork.com.

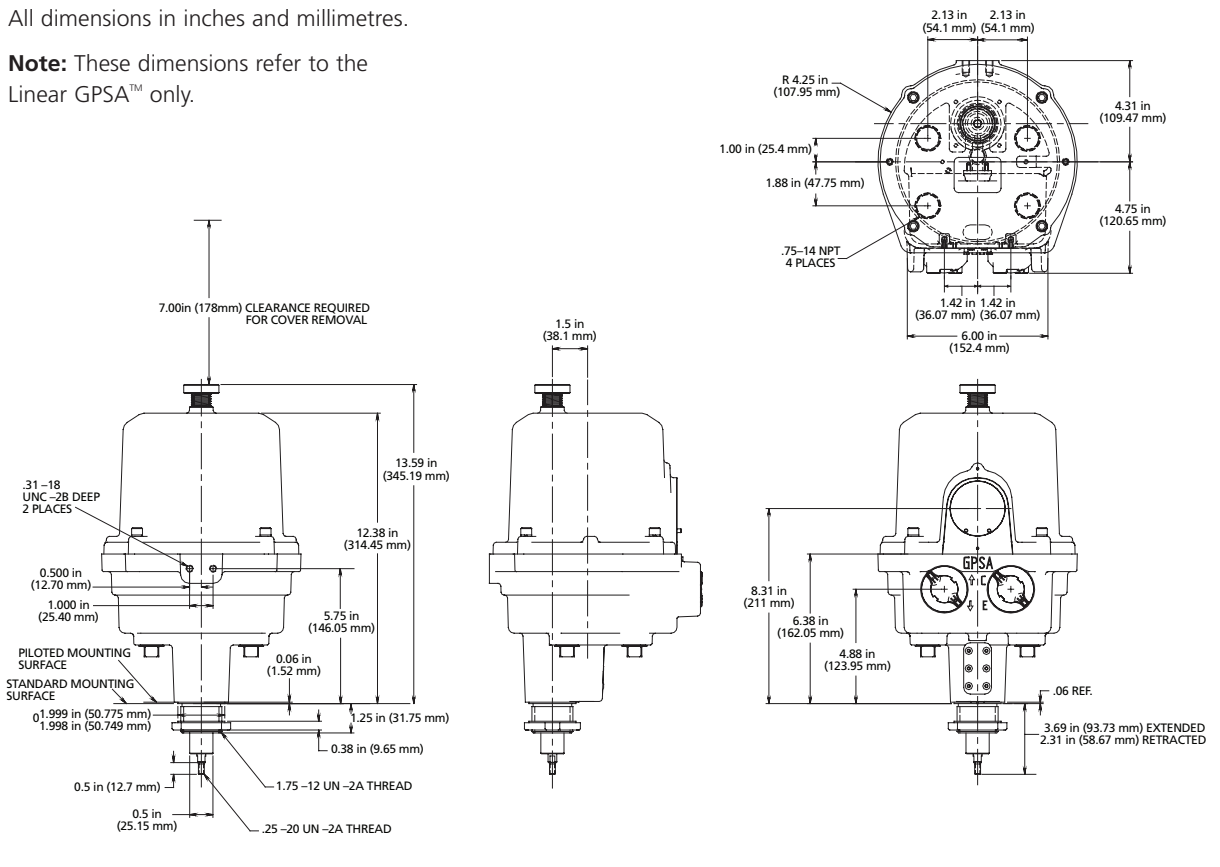
Specifications

Model	Single Phase Voltage	Motor Type	DC	Enclosure Certification	Max. Force / Torque	Speed at Maximum	Min. Force / Torque	Speed at Minimum	Stroke Length / Rotation	Manual Override	Operating Temp.	Weight lbs. (kg)
GPSA™ Rotary	120/240	Stepper	Y	IP65 ATEX FM	350 in.lbs. (40 Nm)	0.7 RPM	85 in. lbs. (10 Nm)	3.15 RPM	10° to 20 turns	Yes	-4 to +150 °F (-20 to +65 °C)	16 (7.25)

GPSA™ Linear dimensions

All dimensions in inches and millimetres.

Note: These dimensions refer to the Linear GPSA™ only.



These dimensions are subject to change without notice and should not be used for preparation of drawings or fabrication of installation mounting. For current installation manuals and other product information, see www.rotork.com.

Specifications

Model	Single Phase Voltage	Motor Type	DC	Enclosure Certification	Max. Force / Torque	Speed at Maximum	Min. Force / Torque	Speed at Minimum	Stroke Length / Rotation	Manual Override	Operating Temp.	Weight lbs. (kg)
GPSA™ Linear	120/240	Stepper	Y	IP65 ATEX FM	200 lbs. (890 N)	0.13 "/sec 3.3 mm/sec	100 lbs. (445 N)	0.25 "/sec (6.35 mm/sec)	1.375 " (35 mm)	Yes	-4 to +150 °F (-20 to +65 °C)	16 (7.25)

GPSA™ Description

The GPSA™ actuator range provides integrated actuation control all in one, compact package. A two line, 16 character VFD display and non-intrusive rotary switches comprise the actuator's HMI. This provides a user access for viewing and modifying parameters and data feedback. The actuator is simple to install, requiring no additional control panels or cabling, all in the safety of an explosionproof enclosure.

A feedback signal is provided via a 4-20 mA transmitter. Additional IO is also available in the standard package.

- High reliability for peace of mind and low cost of ownership.
- Mountable in any position to adapt to environment without additional costs.
- Diagnostics for trouble free performance.
- Rugged construction for lasting reliability in the toughest conditions.



Features

- Non-intrusive Setup and Calibration.
- Integral Process Controller.
- Manual & Electrical Local Controls.
- Local Position & Diagnostics Display.
- Local Controls.
- Manual Override.
- Diagnostics.
- Continuous Modulation.
- Output Characterization.
- Input Signal Dampening.
- Configuration Storage.
- Configurable Set Point Source.
- Explosionproof.
- Single-Phase.
- Configurable Output Relays.
- Alarms.
- Input Contacts.
- Password Protection.
- Multiple Language Support.



Enriched Process Control

The linear and rotary GPSA™ series are high precision process control actuators.

The linear GPSA™ actuator is capable of producing 200 lbs of force over its 1.38 inch stroke length at a speed of up to 0.13 inches per second. At a speed of 0.25 inches per second the unit is capable of producing 100 pounds of thrust.

The rotary GPSA™ actuator is capable of upto 350 in. lbs. of torque at 0.7 rpm. At a torque of 85 in. lbs. the unit operates at a speed of 3.15 rpm. The units can be set from 10 degrees to 20 turns.

It can utilise up to three input signals, independently configurable as either current (4-20 mA) or voltage (1-5 V) for control. Two dry contact inputs are available and may be configured to operate as Normally Open (NO) or Normally Closed (NC). The actuator provides three output relays which are configurable as to their trigger and to act as NO or NC. A position feedback signal is provided via a 4-20 mA transmitter.

Rotork is a global leader in valve actuation technology. We provide a comprehensive range of valve actuators, controls and associated equipment, as well as a variety of valve actuator services including commissioning, preventive maintenance and retrofit solutions. Rotork Process Controls specializes in the design, production and support of process control actuators. We are committed to providing the marketplace with the latest technology, consistently high quality, innovative designs, outstanding reliability and superior performance.

Rotork Process Controls has its own dedicated engineering group for applications, product improvements and new product development. This enables the benefits of Rotork's actuation technology to be applied to the most challenging process control problems.

The Process Controls group is able to meeting the specialized control needs of our customers in all industrial areas and for all applications. Our actuators are used in chemical, power, municipal water and waste water plants as well as on oil and gas upstream and downstream applications.

With over fifty years of engineering and manufacturing expertise, we have tens of thousands of successful valve actuator installations throughout the world.

